


SUMOSTANCE[®]




LIGHTWEIGHT TECHNOLOGY

Up to 15% Lighter than Ordinary
Extension Ladders without
Leveling or Stabilizers



COMPACT STORAGE

Outriggers retract to
sleek storage profile



DOUBLE THE BASE WIDTH

Increases side-tip
stability up to 600%



LEVELING OUTRIGGERS

Adjust 7.5" on each side
over uneven ground



NONCONDUCTIVE FIBERGLASS RAILS

**Little
Giant**
Ladder Systems

CLIMB ON




OPTIONAL CLAW® LEDGELock AND WALKTHROUGH



LIGHTWEIGHT AND MORE MANEUVERABLE



OPTIONAL PADDED V-RUNG AND CABLE HOOKS FOR UTILITY AND TELECOM USERS



HELPS YOU SET UP FOR MAXIMUM STABILITY ON UNEVEN GROUND

1-YEAR WARRANTY • TYPE IA 300 LBS • TYPE IAA 375 LBS

Part Number	Model	Rating	Add-Ons	Storage Height	Highest Standing Level	Extension Max Height	Max Reach*	Weight
15670-008	16	IAA		8' 3"	9' 2"	13' 3"	15' 8"	47 lbs
15670-258	16	IAA	DOCKS & LLCLAW	8' 3"	9' 2"	13' 3"	15' 8"	50 lbs
15670-259	16	IAA	DOCKS	8' 3"	9' 2"	13' 3"	15' 8"	48 lbs
15671-008	20	IA	CH & VR	10' 3"	13' 1"	17' 3"	19' 7"	53 lbs
15672-008	20	IA		10' 3"	13' 1"	17' 3"	19' 7"	51 lbs
15673-008	20	IAA	CH & VR	10' 3"	13' 1"	17' 3"	19' 7"	59 lbs
15674-008	20	IAA		10' 3"	13' 1"	17' 3"	19' 7"	57 lbs
15674-258	20	IAA	DOCKS & LLCLAW	10' 3"	13' 1"	17' 3"	19' 7"	60 lbs
15674-259	20	IAA	DOCKS	10' 3"	13' 1"	17' 3"	19' 7"	58 lbs
15675-008	24	IA	CH & VR	12' 3"	16' 11"	21' 3"	22' 5"	58 lbs
15676-008	24	IA		12' 3"	16' 11"	21' 3"	22' 5"	56 lbs
15677-008	24	IAA	CH & VR	12' 3"	16' 11"	21' 3"	22' 5"	59 lbs
15677-195	24	IAA	CLAW	12' 3"	16' 11"	21' 3"	22' 5"	60 lbs
15678-008	24	IAA		12' 3"	16' 11"	21' 3"	22' 5"	57 lbs
15678-258	24	IAA	DOCKS & LLCLAW	12' 3"	16' 11"	21' 3"	22' 5"	60 lbs
15678-259	24	IAA	DOCKS	12' 3"	16' 11"	21' 3"	22' 5"	58 lbs
15679-008	28	IA	CH & VR	14' 3"	20' 10"	25' 3"	26' 2"	63 lbs
15680-008	28	IA		14' 3"	20' 10"	25' 3"	26' 2"	61 lbs
15681-008	28	IAA	CH & VR	14' 3"	20' 10"	25' 3"	26' 2"	64 lbs
15682-008	28	IAA		14' 3"	20' 10"	25' 3"	26' 2"	62 lbs
15682-258	28	IAA	DOCKS & LLCLAW	14' 3"	20' 10"	25' 3"	26' 2"	65 lbs
15682-259	28	IAA	DOCKS	14' 3"	20' 10"	25' 3"	26' 2"	63 lbs
15683-008	32	IAA	CH & VR	16' 3"	24' 8"	29' 3"	31' 2"	79 lbs
15684-008	32	IAA		16' 3"	24' 8"	29' 3"	31' 2"	77 lbs
15684-258	32	IAA	DOCKS & LLCLAW	16' 3"	24' 8"	29' 3"	31' 2"	80 lbs
15684-259	32	IAA	DOCKS	16' 3"	24' 8"	29' 3"	31' 2"	78 lbs
15685-008	40	IA	CH & VR	20' 3"	30' 6"	35' 3"	37'	105 lbs
15686-008	40	IA		20' 3"	30' 6"	35' 3"	37'	103 lbs
15686-258	40	IA	DOCKS & LLCLAW	20' 3"	30' 6"	35' 3"	37'	106 lbs
15686-259	40	IA	DOCKS	20' 3"	30' 6"	35' 3"	37'	104 lbs
19100			Sumo LedgeLock (only compatible -195 & -258)					13 lbs
19120			Sumo Walkthrough (only compatible -258 & -259)					20 lbs

CH = Cable Hooks (aka Strand Hooks)
 CLAW = The Claw (Strand, scaffold cross-bar, or anchor point clamp system)
 DOCKS = Docks for Mounting Walkthrough accessory
 LLCLAW = Special Claw for attaching to LedgeLock only (not for strand work)
 VR = V-rung

- Storage Width 17-1/2"
- Storage Depth 7.5"
- Round Rung Width 1-1/4"
- Side Rail Width 3-5/16"



FIBERGLASS COMPOSITE SAFE AROUND LIVE ELECTRICAL CIRCUITS